


XLi FOX E



1946

*Engineers at work
developing the first
automatic pinspotter*



1946

AMF introduces the first automatic pinspotter

1952


AMF puts the pinspotter into full production

1963

AMF introduces the 82-70 model pinspotter

1991

AMF introduces the 82-90 model pinspotter



1996

AMF introduces the 8800 Gold

2005

AMF and Qubica merge.
The 90XLi is introduced and is the
first intelligent pinspotter

2012

QubicaAMF introduces the XLi EDGE, the most advanced pinspotter ever

Our passion for pinspotters began back in 1946 when we introduced the first automatic pinspotter... and we have never stopped improving on it.





XLi/EDGE

We have spoken with hundreds of technicians, proprietors and investors about today's bowling business and identified the most prevalent market problems around pinspotters. These include:

- Difficulty finding skilled technicians
- Challenges related to training staff
- Increasing parts, labor and energy costs of older machines
- Broadening responsibilities of today's technicians, beyond pinspotters
- Rising concerns over safety
- Importance of a better experience to keep players coming back

In response, we've developed the XLi EDGE. The most advanced pinspotter ever and **the only pinspotter designed to make your business easier.**



Rear view of a pair of XLi EDGE pinspotters



XLi/EDGE

The only pinspotter designed
to make your business easier

Easier for You

Easier for Your Staff

Easier for Your Customers

The innovative design of the XLi EDGE makes running your business easier by solving the most prevalent market problems around pinspotters.





Easier for You

It's the most cost effective pinspotter to operate, so you have more money to focus on marketing your business or add to your bottom line.

“The machine is so reliable we were able to save labor costs by reducing the number of pin chasers we have on staff.”

Darien Anderson, Proprietor
Mountain Run Bowling Center
Culpeper, VA, USA



Distributor with new EDGE Performance Cam

A detailed close-up photograph of the internal mechanism of a bowling ball return system. The image shows a complex arrangement of metal parts, including a large circular component with a spring, a smaller circular part with a central pin, and various rollers and guides. The background is dark, highlighting the metallic surfaces and the intricate design of the machinery.

XLi/EDGE

Easier for You

Here's Why:

Exclusive **Patented EDGE Performance Lift and Cam**

This innovative design feature enables the XLi EDGE to deliver the best Frames Per Stop (FPS) performance in the industry. At this performance level bowling centers need less staff to operate, so you save money.

Exclusive **Durabin**

Unlike other machines—stores pins so they don't continuously cycle through the machine. With no sharp surfaces or metal that could damage pins, you save money because pins last longer.

Exclusive **Energy-Efficient Electronics and Automatic Shutdown**


Conserves electricity, keeping your operating costs down so you save money.

Exclusive **Fewer Wear Parts**

You spend less annually on replacement parts to maintain the machines.

Exclusive **Safety First Ball Detector** (non-EU countries only)

Shuts down the machine if a person tries to enter from the lane side—for a safer environment, reduced liability and peace of mind. The XLi EDGE is the only pinspotter that provides this functionality as standard.





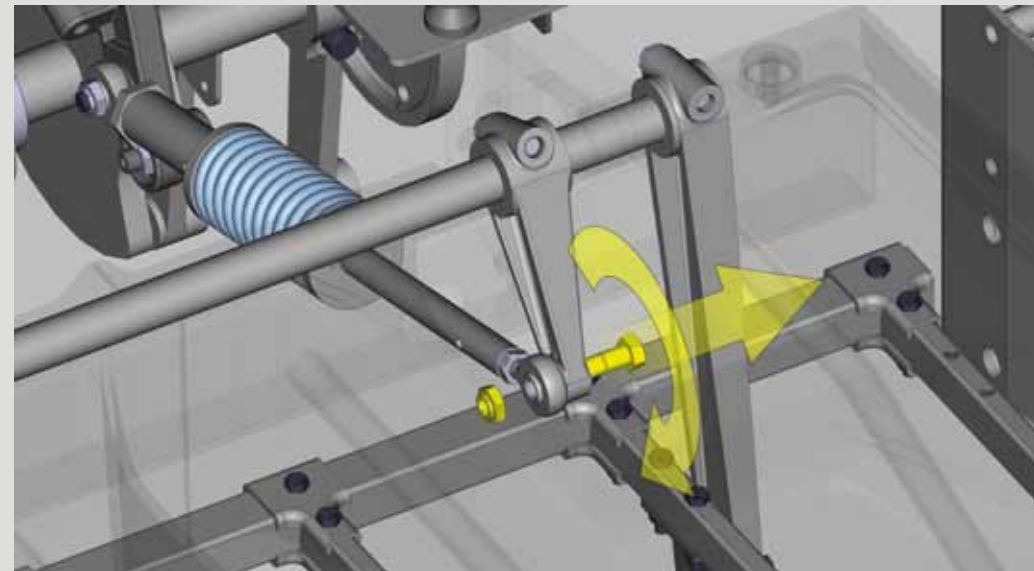
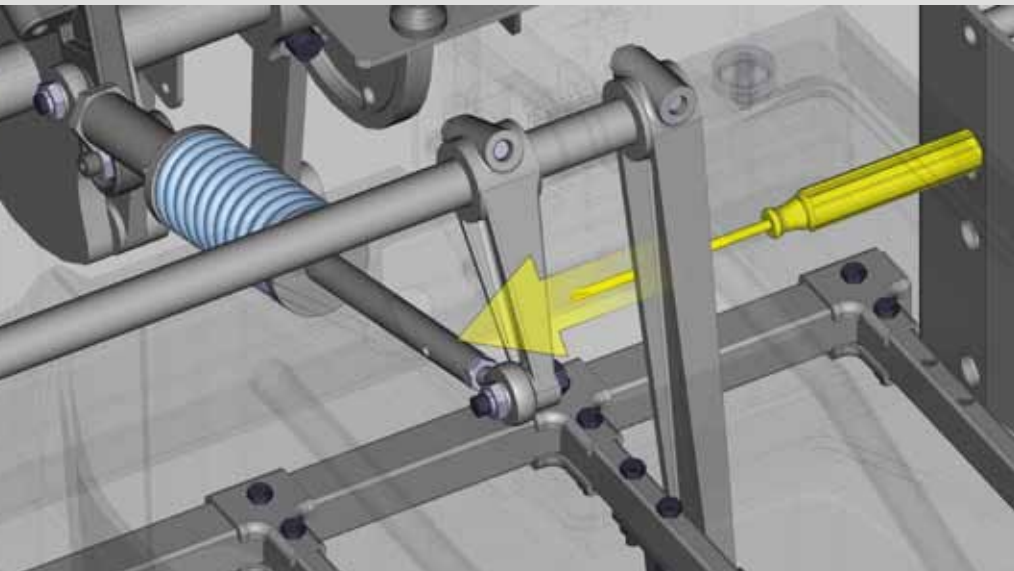
XLi/EDGE

Easier for Your Staff

It's easier for your staff to learn,
to operate and to maintain.

“I can easily get to what I need to work on, which makes it quicker and more comfortable to do my job.”

Stan Anderson, Head Technician
Mountain Run Bowling Center
Culpeper, VA, USA



Sample illustrations from the EDGE Video Training Tool showing the adjustment of the shuttle rod on the pinspotter.



Easier for Your Staff

Here's Why:

Exclusive **EDGE Video Training Tool**

Makes learning the critical machine adjustments easy for technicians—you won't find it anywhere else.

Exclusive **Fewest Critical Adjustments**

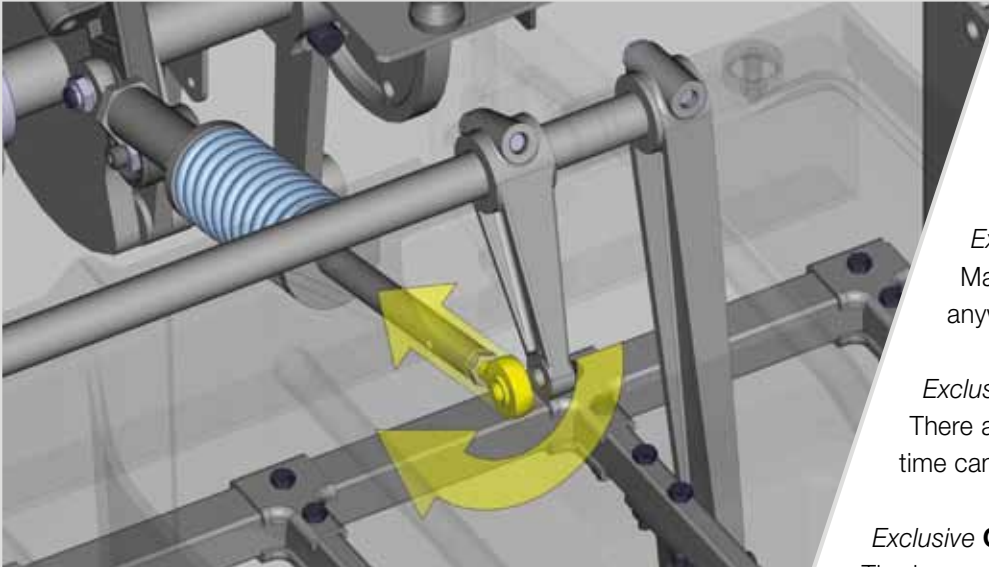
There are fewer things technicians need to learn and to maintain. Maintenance is quicker and staff time can be used for other areas of the business.

Exclusive **Open & Modular Design**


The low profile, modular design of the XLi EDGE is open and easy to work on—making it efficient for technicians to do their job.

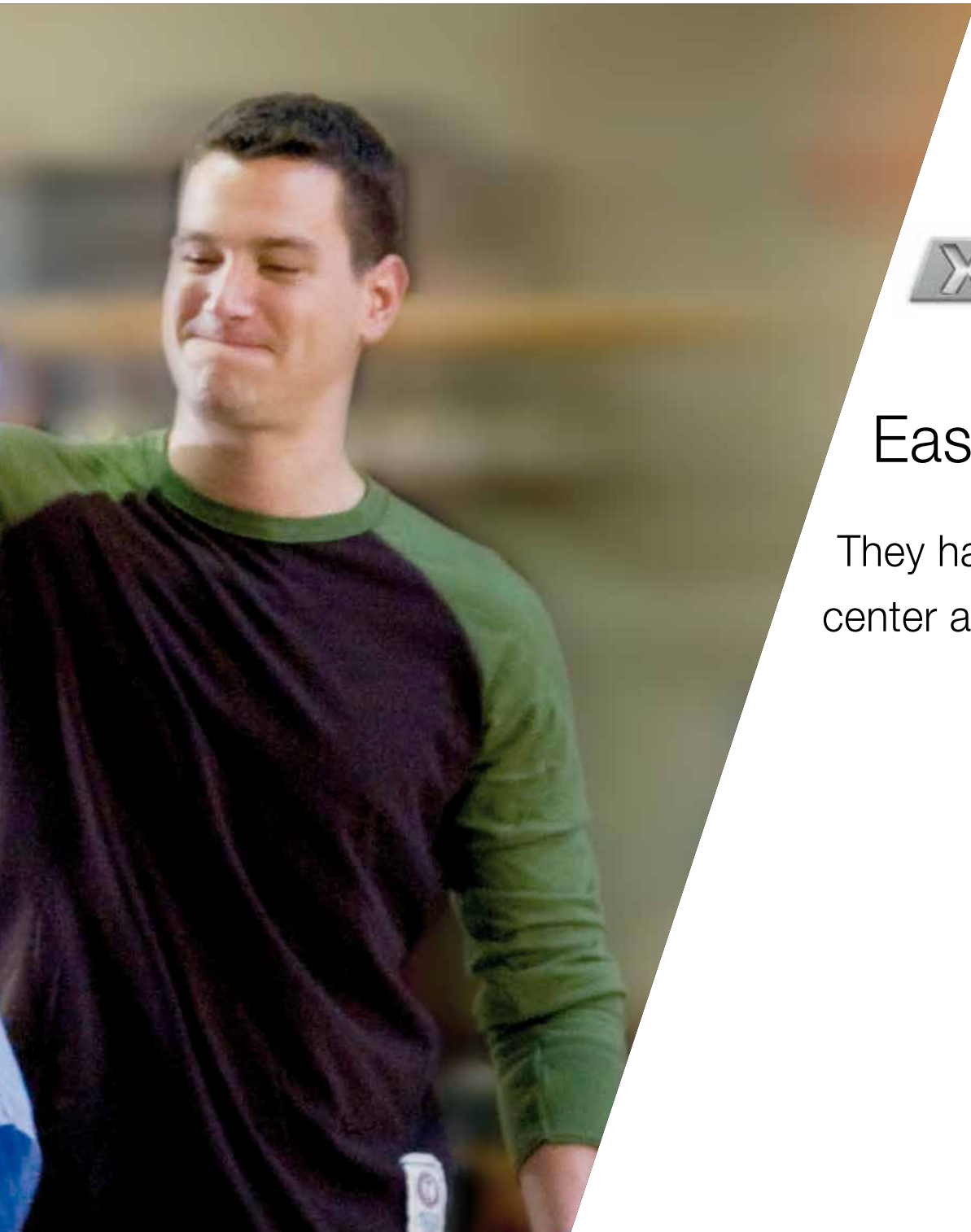
Exclusive **Keeps Staff Informed¹**

Front desk staff and technicians are automatically notified of any interruption in bowler play and can respond quickly to any issues that may occur. With system generated reporting, managers and technicians have accurate data to better understand and improve maintenance effectiveness and lower operating costs.



¹When used in conjunction with QubicaAMF scoring and management systems.





XLi/EDGE

Easier for Your Customers

They have a better experience in your center and are more likely to return.

“The reliability of the XLi EDGE has freed up our staff to focus more on our customers and making their experience the best possible.”

Rich Wolfe, General Manager
Mountain Run Bowling Center
Culpeper, VA, USA





XLi/EDGE

Easier for Your Customers

Here's Why:

Exclusive **Quietest Operation**

The quietest pinspotter on the market—your customers don't hear the machines running, making for a more pleasant environment in your center.

Exclusive **Keeps Customers Informed¹**

If a problem occurs during play, customers are advised on the scoring monitor, updated as the technician addresses the issue, and notified when it's okay to bowl again. Keeping your customers informed makes for a better experience.

Exclusive **Unmatched Reliability**

With the exclusive Gripper Ball Return, the fastest strike cycle and the best FPS (frames per stop) performance in the industry, your customers are not kept waiting for the pinspotter to set pins or for their balls to be returned.

¹When used in conjunction with QubicaAMF scoring and management systems.





The only pinspotter designed to make your business easier

The XLi EDGE delivers true peace of mind. It is only pinspotter designed around the needs of today's bowling business.

When you're operating the XLi EDGE in your center you won't waste time or money dealing with pinspotter operational issues. You will come to work each day with more energy and money to focus on growing your business.

As the product leader in the bowling industry, QubicaAMF is ready to help you make your business easier and successful both now and into the future.

Give your business the EDGE it needs.
Talk to your QubicaAMF representative today.

See the XLi EDGE in action.
Watch the video at www.bowlinginnovation.com



SmartGuard Safety System shown on the XLi EDGE pinspotter



SmartGuard™ Safety System

The specific market problem that bowling proprietors within the European Union (EU) are facing today is that their pinspotter equipment must comply with certain EU machinery safety directives.

In response, we developed the SmartGuard Safety System. State-of-the-art in safety systems, it's **pinspotter compliance made easy.**

“Working with the SmartGuard system on our pinspotters has been great. It is easy to use and very reliable.”

Mr. Jens, Technician
Odense Bowling Center
Denmark



Pin Retrieval Tool



Interlock Guard Sensor



Patented Single Level Walkway Platform



LED Status Indicators

SmartGuard™ Safety System



Step Ladder Into Machine



Interlock Guard

Pinspotter Compliance Made Easy

For XLi EDGE pinspotters sold in the European Union, the state-of-the-art SmartGuard pinspotter safety system is required and included. The SmartGuard Safety System is pinspotter compliance made easy. **It is easy for you, easy for your staff and easy for your customers.** Here's why:

Easy For You

Meets All CE Requirements

You can rest assured the equipment is safe and in compliance with the European Union regulations.

Easy for Your Staff

Exclusive **Most Transparent Guarding**

The technician can safely view all parts of the machine operation and see what is happening.

Exclusive **Patented Single Level Platform**

Technician has unobstructed, safe access, on top of the machines and room to walk and work.

Exclusive **LED Status Indicators**

The technician can see at a glimpse if there is a problem with any interlock guard sensors, and if so, which sensors—making for quick and easy diagnostics.

Interlocked Guarding at all Key Access Areas

The technician can quickly and safely access all key pinspotter areas—no tools required.

Easy for Your Customers

Exclusive **Pin Retrieval Tool**

It is the only pinspotter safety system where the most common pinspotter issues can safely be resolved without machine shut-down that would interrupt bowler play.



The only pinspotter designed to make your business easier

Feature	Benefit	QubicaAMF XLi EDGE	All Other Pinspotters
<i>Easier for You</i>			
Patented EDGE Performance Lift and Cam	This innovative design feature enables the XLi EDGE to deliver the best Frames Per Stop (FPS) performance in the industry. At this performance level bowling centers need less staff to operate so you save money	●	○
Durabin	Pins don't continuously cycle through the machine. You save money because pins last longer	●	○
Energy Efficient Electronics and Automatic Shutdown	Conserves electricity, keeping your operating costs down so you save money	●	○
Fewer Wear Parts	You spend less annually on replacement parts to maintain the machines	●	○
Safety First Ball Detector	Standard on XLi EDGE without SmartGuard. Shuts down the machine if a person enters from the front for a safer environment	●	○
<i>Easier for Your Staff</i>			
EDGE Video Training Tool	Makes learning the critical machine adjustments easy for technicians	●	○
Fewest Critical Adjustments	Faster technician learning curve and day-to-day maintenance	●	○
Open & Modular Design	Technicians are faster and more efficient at doing their job	●	○
Keeps Staff Informed ^[1]	Front desk staff and technicians can respond quickly to any issues that may occur. With system generated reporting, managers and technicians have accurate data to improve maintenance effectiveness and lower operating costs	●	○
<i>Easier for Your Customers</i>			
Quietest Operation	Your customers don't hear the machines running, making for a more pleasant environment	●	○
Keeps Customers Informed ^[1]	Keeping your customers informed makes for a better experience	●	○
Unmatched Reliability	Customers are not kept waiting for the pinspotter to set pins or for their balls to be returned	●	○

● Exclusive ○ Not available

¹ When used in conjunction with QubicaAMF scoring and management systems.

SmartGuard™ Safety System Pinspotter compliance made easy

Feature	Benefit	SmartGuard Safety System	All Other Safety Systems
<i>Easy for You</i>			
Meets all CE Requirements	You can rest assured the equipment is safe and in compliance with the European Union regulations	●	●
<i>Easy for Your Staff</i>			
Most Transparent Guarding	The technician can safely view all parts of the machine operation and see what is happening	●	○
Patented Single Level Walkway Platform	Technician has unobstructed, safe access, on top of the machines and room to walk and work	●	○
Interlocked Guarding at all Key Access Areas	The technician can quickly and safely access all key pinspotter areas—no tools required	●	●
LED Status Indicators	The technician can see at a glimpse if there is a problem with any interlock guard sensors, and if so, which sensors—making for quick and easy diagnostics	●	○
<i>Easy for Your Customers</i>			
Pin Retrieval Tool	It is the only pinspotter safety system where the most common pinspotter issues can safely be resolved without machine shut-down that would interrupt bowler play	●	○

● Exclusive ● Available ○ Not available

Technical specifications subject to change without notice.
Images shown are for illustration purpose only and may differ from actual products.



**Give your bowling business the EDGE it needs
Talk to your QubicaAMF representative today**

WORLDWIDE HEADQUARTERS

8100 AMF Drive - Mechanicsville, VA 23111 - USA - Tel. (804) 569-1000 - Fax: (804) 559-8650 - Toll free 1-866-460-QAMF (7263)

EUROPEAN HEADQUARTERS

Via della Croce Coperta, 15 - 40128 Bologna - Italy - Tel.+39 051.4192.611 - Fax +39 051.4192.602

www.qubicaamf.com - info@qubicaamf.com